

ORDINANCE NO. 2023- 06

**ORDINANCE OF THE MAYOR AND BOARD OF ALDERMEN
OF THE CITY OF GLUCKSTADT, MISSISSIPPI
ESTABLISHING LANDSCAPE REGULATIONS**

WHEREAS, the City of Gluckstadt is currently without any landscape regulations to enhance the City's appearance and to provide for the proper installation, maintenance, and land clearing of all building sites within the City; and

WHEREAS, pursuant to Mississippi Code Annotated Section 21-19-1, the governing authorities of the City of Gluckstadt have the power to make regulations to secure the general welfare of the municipality; and

WHEREAS, the Mayor and Board of Aldermen of the City of Gluckstadt wish to enact regulations to limit the visual blight created by large expanses of vehicular surface areas, and to enhance property values and improve the quality of life in the City of Gluckstadt;

NOW THEREFORE, BE IT ORDAINED BY THE MAYOR AND BOARD OF ALDERMEN FOR THE CITY OF GLUCKSTADT, MISSISSIPPI, as follows:

1. The matters contained in the preamble are true and correct.
2. The City of Gluckstadt, Mississippi, hereby adopts as its landscape regulations, this "Landscape Ordinance."

SO ORDAINED, ADOPTED AND APPROVED by the Mayor and Board of Aldermen of the City of Gluckstadt, Madison County, Mississippi at its regular meeting held on the 23rd day of March 2023.

A MOTION for adoption was made by Alderman Slay and
SECONDED by Alderman Bates and the foregoing Ordinance having been first reduced to writing, and no request being made by the Mayor or any member of the Board of

Aldermen that the Ordinance be read by the City Clerk, before any vote was taken, it was submitted to the Board of Aldermen for the passage or rejection on roll call vote upon the vote being as follows, to-wit:

Alderman Miya Warfield Bates voted: Aye/Nay
Alderman Jayce Powell voted: Aye/Nay
Alderman Richard Wesley Slay voted: Aye/Nay
Alderman John Taylor voted: Aye/Nay
Alderman Lisa H. Williams voted: Aye/Nay

Whereupon, the Mayor declared the motion carried and Ordinance adopted.

The foregoing Ordinance is approved this the 23rd day of March, 2023.


CITY OF GLUCKSTADT, MISSISSIPPI

By: Walter Morrison
Walter C. Morrison, IV, Mayor of the City of Gluckstadt, Mississippi

ATTEST:

Lindsay Kellum
Lindsay Kellum, City Clerk
[SEAL]





THE CITY OF
Gluckstadt, MISSISSIPPI

LANDSCAPE ORDINANCE

Adopted:

CITY OF GLUCKSTADT LANDSCAPE ORDINANCE

TABLE OF CONTENTS

I.	Purpose	1
II.	Application	1
III.	Definitions	2
IV.	Landscaping Procedures and General Requirements	6
V.	Street Protective Yard	8
VI.	Vehicular Surface Area Landscape Regulations	12
VII.	Loading, Hard Scape (parking lot surface) Display, and Utility	18
VIII.	Service Area and Maintenance Regulations Landscaping	21
IX.	Implementation	22
X.	Enforcement	23

Appendix Suggested Plant Materials

CITY OF GLUCKSTADT LANDSCAPE ORDINANCE

I. PURPOSE

The purpose of this Ordinance is to protect the general welfare of Gluckstadt citizens and visitors by establishing minimum standards for the protection of trees and native plant communities, to enhance the city's appearance, and to provide for the proper installation, maintenance, and land clearing of all sites.

The landscape standards are intended to improve the appearance of Gluckstadt from the public ways and contribute ecologically and aesthetically to the growth and economic prosperity of the city. These standards are expected to break the visual blight created by large expanses of vehicular surface areas, to protect the public from the effects of erosion, flooding and obstruction of vehicular and pedestrian traffic, to assist in providing adequate light and air, prevent overcrowding of land, to provide visual buffering, enhance property values, to protect public and private investment, and to improve the quality of life in the City of Gluckstadt.

The Ordinance when fully implemented will achieve the following objectives:

1. Provide public ways of green vegetation with splashes of color from low maintenance shrubs and flowers.
2. Buffer/screen walls, fences and parking lots next to the public ways.
3. Provide areas of vegetation in large expanses of paving.
4. To improve the ecological balance within the City.

II. APPLICATION

This Ordinance shall apply to:

- A. All new construction within the City that requires the submission of a site plan to obtain a building permit, i.e., commercial, industrial, multi-family residential, public and manufactured housing developments.
- B. All repairs, alterations or enlargements which require submission of a site plan, whether done voluntarily or required because of damage by fire or other casualty loss, if the cost of reconstruction or repair exceeds 50% of the reproduction cost of the structure.

III. DEFINITIONS

(1) AAN

American Association of Nurserymen

(2) Buffering

The use of landscaping, berms, walls, fences, of any combination thereof, that at least partially block, in a continuous manner, the view from one area to another.

(3) Caliper

The diameter of a tree at the specified distance above ground level. Caliper of the trunk shall be taken 6 inches above the ground up to and including 4 inch caliper size and 12 inches above ground for larger sizes. Used for all NEW material.

(4) Canopy Tree

Any tree whose height exceeds thirty-five (35) feet in height and a crown spread of thirty (30) feet or more at maturity. Leaves may not obscure vision when mature below 6 (six) feet in height.

(5) Clearing

The removal or material damage of landscape material by disturbing, excavating, or removing the underlying soil.

(6) Crown Spread

The horizontal distance measured on a straight line across a tree from the edge of the leaf line or branch ends to the edge of the leaf line or branch ends on the opposite side of the tree.

(7) Deciduous

Vegetation, plants or trees which tend to shed their leaves each year.

(8) Diameter Breast
Height (DBH)

A height 4-1/2 feet above grade.

(9) Display Area

Outdoor open air area where merchandise for sale or lease is stored throughout the day and the night.

(10) Drip Line

Shall mean the periphery of the areas underneath a tree which would be encompassed by the perpendicular lines dropped from the outermost edges of the crown of the tree.

(11) Earthen berm

An earthen mound utilized to meet landscape screening requirements.

(12) Encroachment

Any disturbance in the natural grade, construction of impervious surfaces, trenching or excavation, storage of equipment, materials or earth and the temporary or permanent parking or circulation of vehicles or equipment.

(13) Evergreen

A plant or tree which tends to retain its leaves year round.

(14) Fence

An enclosure or barrier intended to mark a boundary, screen a view, or prevent intrusion.

(15) Groundcover

Low growing plants other than grass which grow in a spreading fashion to form a more or less solid mat of vegetation, and which are generally included in landscaped areas to prevent soil erosion by providing permeable cover for bare earth with a mature height not to exceed two (2) feet.

(16) Impervious

A surface incapable of being penetrated (i.e. asphalt, concrete).

(17) Interior Courtyard

An open area surrounded on four sides by habitable space in a contiguous

building.

(18) Irrigation

The water supply system to support the landscaping which may be an underground sprinkler system, or outlets for manual watering.

(19) Landscape Island

An area dedicated for landscaping in the interior parking lot of a development. The dimensions for the minimum area are ten (10) feet X twenty (20) feet. The plantings include one shade tree and ten hedges

(20) Loading Area

Any area of a building used for the primary purpose of loading or unloading supplies or material from a commercial building.

(21) Parking Lot

See vehicular surface area

(22) Planting Area

An area of plantings as specified by the landscape ordinance, i.e. street yard, transitional protective yard, and landscape island

(23) Public Safety Device

Devices such as fire hydrants, sprinkler valves, and warning signals whose purpose is for the safety of the public or operated by public safety agencies.

(24) Screening

Landscaping, berms, fences, walls, or any combination thereof used to block or significantly obscure, in a continuous manner, the view from one area to another.

(25) Service Area

An area which serves an establishment or building including without limitation mechanical systems areas, utility meters, loading docks and outdoor storage areas.

(26) Shade tree

An evergreen or deciduous tree whose mature height is thirty-five (35) feet and which has an expected crown spread of thirty (30) feet or more determined in accordance with the latest edition of "American Standards of Nursery Stock," as set forth by the American Association of Nurserymen.

(27) Shrub & Hedge

Self-supporting, woody, evergreen species a minimum of thirty (30) inches in height at maturity and eighteen (18) inches at planting from grade.

(28) Street Yard

A landscaped yard area parallel to the recorded or proposed public street right-of-way. This area shall contain plantings of plants, trees, and other live vegetation.

(29) Transitional Protective Yard

A landscaped protective yard adjacent to lot lines, but not right-of-way lines, which screens the adjacent properties.

(30) Turf

A covering of compact, dense vegetation plus the matted upper stratum of earth filled with roots and/or rhizomes.

(31) Utility Service Area

An area which contains any utility box, switching station, transformer, pedestal or similar above-ground device used to serve any utility.

(32) Vehicular Surface Area

An area where motor vehicles are either stored or driven, including private driveways and private streets, but does not include buildings or areas which are used exclusively as loading areas and service areas.

(33) Vine

Herbaceous or semi-woody plants requiring support upon which to grow or creeps along the ground and used to provide some screening or buffer-

ing effects.

(34) Wall

An enclosing structure made of brick, stone, earth or other materials, intended to mark a boundary, screen a view, or prevent intrusion.

IV. LANDSCAPING PROCEDURES AND GENERAL REQUIREMENTS

A. Plan Submittal Information Required

When a site plan is required by the Zoning Ordinance for new commercial, industrial, multi-family, public and manufactured housing developments, the site plan shall be accompanied by a landscape plan. The landscape plan shall contain the information listed in paragraphs (1) through (4) below, or any additional information as determined by the Architectural Review Board, or the Mayor and Board of Aldermen to enable them to determine whether the landscape plan should be approved.

The Landscape Plan shall include:

1. All existing and/or proposed land uses adjoining or adjacent to the site and within one hundred (100) feet of the site, excluding properties across a public street; the residential density of development of these adjoining tracts; the location and dimensions of planting areas, street yards, vehicular surface areas, and transitional yards; and screening areas for loading, display areas or utility service areas.
2. The number, location, species, height and size in diameter caliper above the grade of existing natural trees between the principal building and public street right-of-way which are to be maintained or preserved for credit.
3. Existing and proposed landscaping, including landscaping and screening that is required by this Ordinance; the location, species, size by caliper size in planting areas to comply with this Ordinance; the number, spacing, size and species of planting material; the size of walls, earthen berms, and fences; provisions for watering (either hose bibs or underground sprinkler systems), soil stabilization, plant protection, and maintenance access.
4. The location and description of any barriers to be erected to protect any vegetation from damage both during and

after construction.

B. Deferral of Landscape Installation

If at the time of a request for final inspection, the required landscaping is not in place and it is determined by the City that because of the unavailability of plant material or that requiring completion of the landscaping at the time of such a request would jeopardize the health of plant materials or weather conditions prohibit the completion of planting, the developer/owner shall make the following arrangements to secure a Certificate of Occupancy:

1. The developer/owner shall submit copies of a landscape plan drawn by a licensed landscape contractor, gardener, or landscape architect and a contract, binding for six (6) months from the date approved by the City, for the completion of the landscape work. Such contract shall specify that the work shall be completed before or during the six months immediately following the date of application for a Certificate of Occupancy. The City shall not be a party nor a third party beneficiary to said contract.
2. The developer/owner shall also agree in writing that he, or his successors or assigns, shall provide the required planting within the six (6) month period specified in paragraph (1) above, as a condition for obtaining a Certificate of Occupancy.
3. The developer/owner shall also agree that the use/occupancy will be discontinued, if the required planting is not provided as required in paragraph (1) above. Violation of these provisions shall constitute an unauthorized illegal occupancy.

C. View Obstruction - Site Distances

Landscaping shall not obstruct the view of motorists using any street, private driveway, parking aisles or the approach to any street intersection. Plants or shrubs must not be higher than two (2) feet at maturity when located in site distance corridors established by the City of Gluckstadt Parking and Traffic Standards. Landscaping shall not obstruct the view of public safety devices and must provide adequate access and operation of public safety devices as specified by the responsible public safety agency.

V. STREET PROTECTIVE YARD

A. Purpose

It is the intent of this section to establish a landscaped planting area parallel to the recorded public street right-of-way and in accordance with the City Zoning Ordinance. This area shall contain plantings of trees and other live vegetation to provide a more pleasing view from the ways of travel, to provide a continuity of vegetation throughout the City, to reduce the amount of impervious surface and reduce stormwater runoff, to filter air, and to provide shade. Such landscaping should allow for identification of the building and its uses.

B. Design Standards

Street protective yards shall be landscaped and be properly maintained by the owner and shall have live vegetation, groundcover, grass, trees, shrubs, and may contain screening for loading, utility service, and display areas, and plantings for vehicular surface areas. The street protective yard shall meet all the following requirements.

1. Size of Street Protective Yard

A street protective yard shall have a minimum width of five (5) feet measured perpendicularly to the right-of-way. One tree per fifty (50) linear feet of road frontage is required. (Exhibit XI-1) The width of the street protective yard shall comply with the requirements of the Zoning Ordinance.

2. Impervious Surfaces

No more than fifteen (15) percent of the required protective yard shall be covered with an impervious surface which may be used for ingress or egress, walkways, fountains or walls.

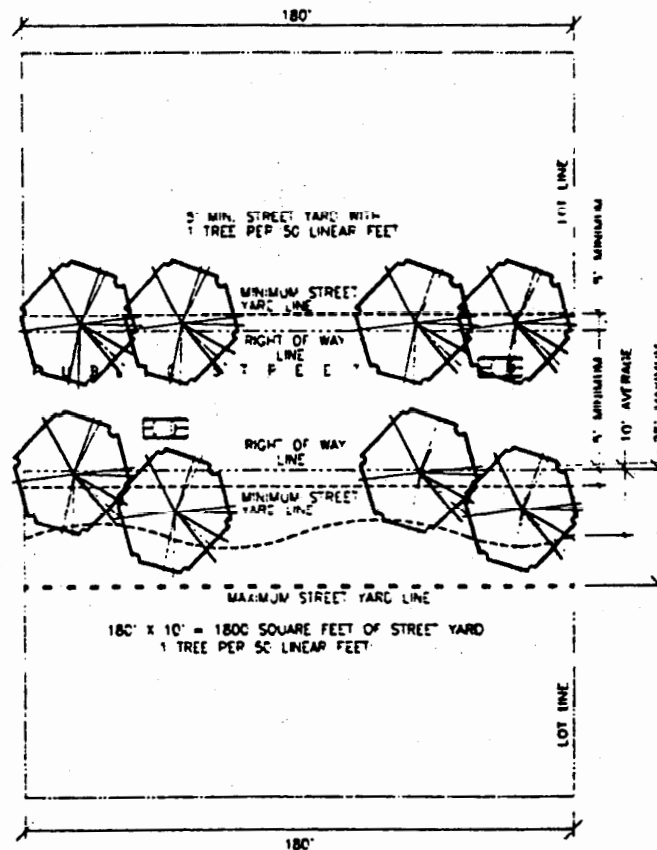
3. Tree Quantity and Spacing

Each street yard shall contain at least one (1) shade tree for every fifty (50) linear feet of street yard or fraction thereof, as measured from the corners of the property and shall be located so that at least one (1) shade tree is within every seventy-five (75) linear feet of street yard or fraction thereof. Trees shall be planted at least ten (10) feet

from any tree on the public right-of-way. (Exhibit XI-1).

EXHIBIT XI-1

STREET YARDS



4. Tree Size at Installation

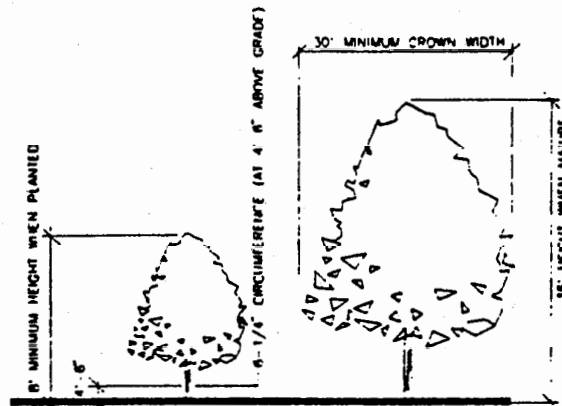
The street yard shall contain live trees. Trees at installation shall be a minimum of eight (8) ft. in height and at least six and one-fourth (6-1/4) inches in circumference measured at four and one half (4-1/2) feet above grade.

5. Tree Size at Maturity

All required trees in the street yard must be a local species with an expected mature height of thirty-five (35) feet or greater and an expected mature crown spread of at least thirty (30) feet or greater unless subject to an overhead power line in which case the mature height may be less. (See Appendix A) (Exhibit XI-2)

EXHIBIT X-2

STREET YARDS



6. Shrub Quantity and Spacing

Each street yard shall contain at least ten (10) live shrubs for every fifty (50) linear feet of street yard or fraction thereof, as measured from the corners of the property. Where the shrubs are required to screen parked vehicles, the planted rate shall be seventeen (17) plants for every fifty (50) linear feet of street yard or fraction thereof.

7. Shrub Size at Installation

The street yard shall contain shrubs, either existing or planted, of height and spread conforming to sizes and grades established by AAN standards for a particular variety of shrub. Shrubs shall be a minimum of 18 inches for upright plants. (See Appendix A).

8. Shrub Size at Maturity

All required shrubs in the street yard must be a locally adapted species with an expected mature height of thirty (30) inches or greater and/or an expected mature spread of thirty (30) inches or greater within three (3) years of planting.

C. Front Set-Back Requirements-See the Zoning Ordinance of the City of Gluckstadt

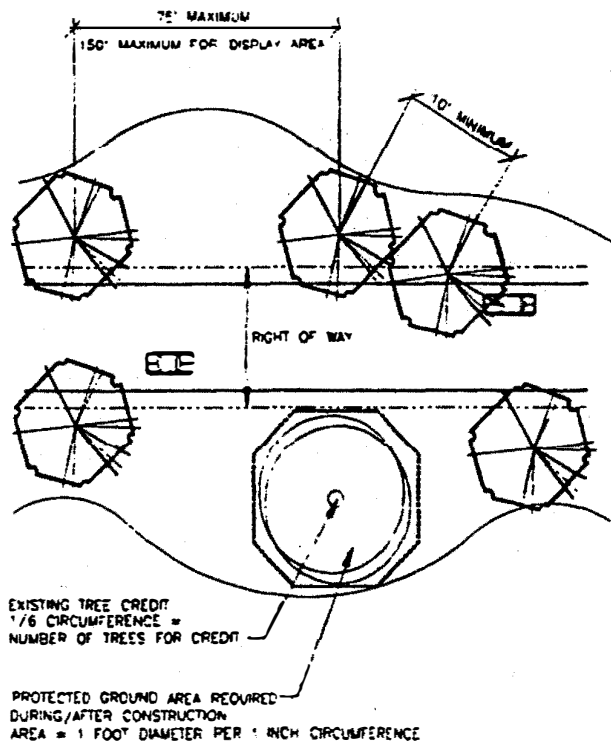
D. Tree Credit
 Preservation of existing live natural trees between the principal building and the public street right-of-way can be credited towards the tree quantity requirements of this Ordinance.

1. Method of Calculation and Minimum Size

The number of credited trees shall be determined by measuring, at a height of four and one-half (4-1/2) feet above grade level. To receive credit, each preserved tree shall be at least six and one-quarter inches (6-1/4) in circumference. (Exhibit XI-11)

EXHIBIT XI-11

STREET YARDS



2. Protection

Each preserved tree shall be protected by:

- a. Construction should not take place within

the drip line of the tree.

- b. There should not be 6 inches of grade change (cut or fill) within the drip line.
- c. If either of the above 2 items are violated, a plan to preserve the tree, prepared by a horticultural professional (arborist preferred) would be required in order to grant the credit.

3. Diseased Trees

No credit will be allowed for any tree if the tree is unhealthy or dead. The death of or replacement of any preserved tree which was used for credit requires the owner to plant new trees equal to the number of credited trees; such plantings shall meet the applicable requirements of the Ordinance.

VI. VEHICULAR SURFACE AREA LANDSCAPE REGULATIONS

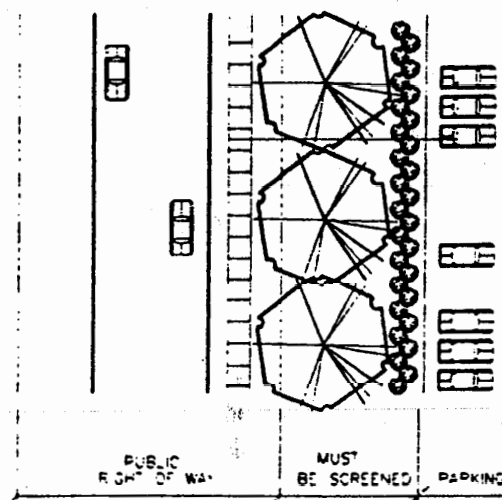
A. Purpose

It is the intent of this section to provide relief from row upon row of parked vehicles or asphalt, to add color and interest, to add shade and to modify and reduce the deleterious visual, environmental and aesthetic

effects of expanded and proposed vehicular surface areas. (Exhibit XI-3)

EXHIBIT XI-3

VEHICULAR SURFACE AREAS



B. Application

These requirements are for all vehicular surface areas, required or otherwise, regardless of the zoning district where they are located. (Exception: This ordinance shall not apply in R-1 and R-2 districts.)

C. Street Yard Plantings Requirements

All new vehicular surface areas and portions of expanded vehicular surface areas that are proposed within fifty (50) feet of any street right-of-way are required to have a visually modifying screen or barrier of plants, closed fences, walls, earthen berms, or any combination thereof that meet all of the following:

1. Space Occupation

The natural plants, closed fences, walls, earthen berms, or combination thereof, must occupy at least seventy-five (75) percent of a vertical rectangular plane equal to the peripheral length of the vehicular area, in feet, times an average height of three (3) feet as measured from the surface edge of the vehicular area. Such rectangular plane shall be exclusive of driveways and sight lines used for easy and safe automobile access and egress. No additional consideration towards meeting the seventy-five (75) per cent average requirement shall be given for any material greater than eighty-four (84) inches in height. (Exhibit XI-4)

EXHIBIT XI-4

VEHICULAR SURFACE AREAS



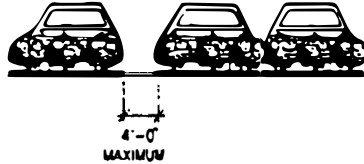
2. Arrangement

No more than four (4) continuous feet of the vertical plane as measured and viewed perpendicular from the street may be void of any natural plants, earthen berms, closed fences or walls, or combinations thereof. A break in the screen is

permitted only when the break isn't opposite a parked vehicle. (Exhibit XI-5)

EXHIBIT XI-5

VEHICULAR SURFACE AREAS




3. Fences and Walls

Fences and walls which are used shall be of the same or compatible texture and quality, material and color as the principal building. (Exhibit XI-7)

EXHIBIT XI-7


VEHICULAR SURFACE AREAS



Additional planting materials shall be provided so that no more than two-thirds (2/3) of the surface area of the fence or wall is visible from the street within three (3) years of erection of the structure. Forty (40) per cent of this plant material may be deciduous. (Exhibit XI-8)

EXHIBIT XI-8

VEHICULAR SURFACE AREAS

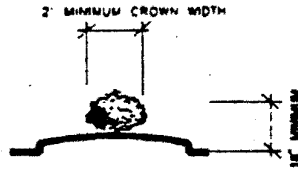


4. Berms

Any berms installed shall have a minimum height of one and one-half (1-1/2) feet and a minimum crown width of two (2) feet and a side slope of no greater than two-to-

one (2:1), and shall be planted and covered with live vegetation. (Exhibit XI-9)

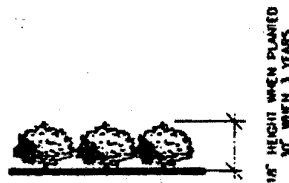
EXHIBIT XI-9 VEHICULAR SURFACE AREAS



5. Shrubs

All natural shrubs installed to satisfy the requirements of this subsection shall be a locally adapted species expected to reach a minimum height of thirty (30) inches and a minimum spread of thirty (30) inches within three (3) years of planting. All shrubs shall be a minimum eighteen (18) inches tall when planted. Low growing shrubs may be used. (Exhibit XI-10).

EXHIBIT XI-10 VEHICULAR SURFACE AREAS



Live vegetation planted on berms may have a lesser mature height if the combined height of the berm and the plantings after three (3) years is at least thirty (30) inches high. Forty (40) per cent of all shrubs may be deciduous.

D. Interior Plantings Requirements

1. Planting Areas

In addition to all other landscape requirements, all areas, temporary or permanent, shall provide and maintain landscaped planting areas within the interior of or adjacent to the vehicular surface area or both. Each interior planting area shall contain a minimum of 200 sq. ft. with a minimum dimension of (10) feet. Courtyards located inside the extension walls of a building are excluded from this

ordinance.

2. **Size of New Canopy Trees**

Each planting area shall contain at least one (1) locally adapted shade tree at least eight (8) feet in height and a minimum size of six and one-quarter (6-1/4) inches in circumference for newly planted trees measured at four and one half (4-1/2) feet above grade.

A non-canopy tree may be substituted if a canopy tree will block the view of an installed and operating security system camera.

3. **Mature Shade Tree Size**

Shade tree as used herein means any tree, evergreen or deciduous, whose mature height of its species can be expected to exceed thirty-five (35) feet and which has an expected crown spread of thirty (30) feet or more or is considered a shade tree in accordance with the latest edition of "American Standards of Nursery Stock", set forth by the American Association of Nurserymen.

4. **Tree Planting Requirements**

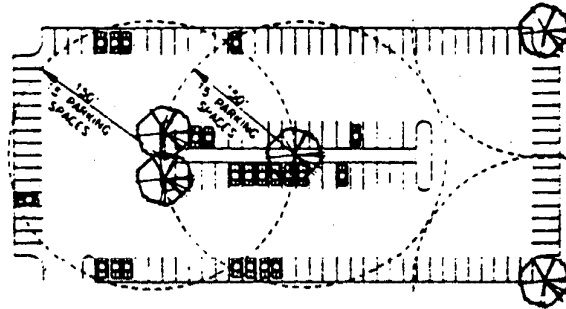
Trees shall be required at the minimum rate of one (1) natural shade tree for every ten parking spaces. The parking rows shall begin and terminate with a landscape island and no more than fifteen (15) parking spaces shall be permitted in a continuous row without being interrupted by a landscape island. Landscape islands shall be a minimum of 200 sq. ft. All vehicular surface areas located within the same block which serve one (1) or more businesses or uses of land or share unified ingress or egress shall be considered as a single vehicular surface area for the purpose of computing the required rate of trees, notwithstanding ownership. All landscape islands and other interior landscape areas shall be curbed to prevent vehicular encroachment. (Exhibit XI-12)

5. **Location of Shade Trees and Landscaped Island Areas**

Landscaped island areas are to be located within or adjacent to the parking area as tree islands, at the end of park

EXHIBIT XI-12

VEHICULAR SURFACE AREAS

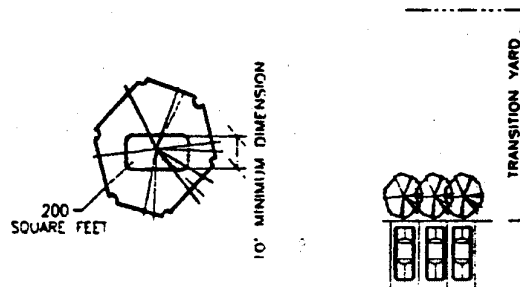


ing bays, inside ten (10) foot wide or greater medians, or between rows of cars or as part of continuous street or transitional protective yards. As long as the minimum standards of this section are met, the number, size, and shape of landscaped island area shall be at the discretion of the owner.

No vehicular parking space shall be separated from a shade tree by an intervening building or be located further than fifty (50) feet from the tree trunk of a shade tree in a planting area with one (1) tree or seventy-five (75) feet from the trunk of a shade tree in a planting area with 2 or more shade trees, with a maximum spacing between the trees of fifty (50) feet, existing or planted. Any landscaped island area shall contain a continuous growing area for each tree therein. (Exhibit XI-13)

EXHIBIT XI-13

VEHICULAR SURFACE AREAS



6. Shrubs

Shrubs shall be required at a rate of one (1) shrub per three (3) vehicle parking spaces. Shrubs shall not attain a

maximum size greater than twenty-four (24) inches high within three (3) years of planting or may be ground cover. All shrubs shall be a minimum of twelve (12) inches tall when planted. No more than forty (40) per cent of the required shrubs may be deciduous.

7. Berms

Earthen berms may be provided on the ground sloped. Any earthen berms used to comply with this requirement shall have a minimum height of one and one-half (1-1/2) feet and a side slope of two (2) to one (1) and shall be planted with a locally adapted species of shrubs which conform to subsection (6) above. However, shrubs planted on berms may have a lesser height provided that the combined height of the berm and plantings after three (3) years is at least thirty (30) inches high.

8. Optional Interior Plantings for Horizontal Parking Arrangements

When the owner plans to use a horizontal parking design, the required interior plantings may be done as beds between two rows of the parking spaces which are horizontal to the building front. There shall be an adequate number of horizontal beds to meet the minimum requirements of this Section. There is no requirement for a bed between each row of parking spaces unless that is necessary to meet the minimum requirements. The beds shall be of sufficient depth to insure the healthy maintenance of the trees and other plantings therein. Sufficient numbers of paved openings will be allowed for efficient pedestrian traffic, but should not be so wide to allow or encourage motorized vehicles to cut through the horizontal walkway.

VII. LOADING, DISPLAY, AND UTILITY SERVICE AREA LANDSCAPE REGULATIONS

A. Screening of Garbage Facilities and Dumpsters From a Public Right-of-Way (as defined in the City of Gluckstadt Zoning Ordinance)

All loading areas and display areas with a minimum dimension of fifteen (15) linear feet or more, and utility service areas not screened by an intervening building shall be screened from view from all public street rights-of-way for the entire length except for necessary access.

1. Loading Areas

Screening for loading areas may be accomplished by a closed fence and/or wall which is at least six (6) feet high and is the same or compatible, in terms and quality, with the material and color of the principal building. Additional planting material shall be provided so that no more than two-thirds (2/3) of the surface area of the closed fence and/or wall is visible from the street within three (3) years of erection of the structure. The screening may also be accomplished with a natural evergreen plant material which can be expected to reach six (6) feet or greater within three (3) years of planting. Any plant materials used to fulfill these requirements shall be a minimum of three (3) feet in height when planted, and there shall be no gap greater than four (4) feet between plant materials.

2. Display Areas

Hard Scapes- Parking lots and drive ways shall be constructed of hot mix asphalt (SC2), concrete or other approved material. Gravel or other previous material is not approved.

Screening for display areas may be accomplished by natural plants, wood fencing, walls, earthen berms, or any combination thereof to meet the requirements of this section so long as all the following are met.

a. Screening Area

The natural plants, closed fences, walls, earthen berms or any combination thereof, must occupy seventy-five (75) per cent of a vertical rectangular plane equal to the peripheral length of the display area, in feet, times the average height of two (2) feet six (6) inches as measured from the surface edge of the display area. Such rectangular plane shall be exclusive of drive-ways and sight lines used for safe automobile access and egress. No additional consideration towards meeting the seventy-five (75) per cent average requirements shall be given for any material greater than sixty-six (66) inches in height.

b.

Continuity of Screen

No more than six (6) continuous feet of

the vertical plane as measured and viewed perpendicular from the street may be void of any natural plants, berms, closed fences, or walls or combinations thereof.

c. Fences and Walls

Fences and walls which are used shall be of the same or compatible in terms of texture and quality, material, and color as the principal building. Additional planting materials shall be provided so that no more than two-thirds ($2/3$) of the surface areas of the fence and/or wall is visible from the street within three (3) years of erection of the structure. Forty (40) per cent of this plant material may be deciduous.

d. Earth Berms

Any berms installed shall have a minimum height of one and one-half ($1-1/2$) feet and a minimum crown width of two (2) feet and a side slope of no greater than two to one (2:1), and it shall be planted with live vegetation.

e. Shrubs

All shrubs installed to satisfy the requirements of this subsection shall be a locally adapted species expected to reach a minimum height of twenty-four (24) inches and a minimum spread of twenty-four (24) inches. All shrubs shall be a minimum twelve (12) inches tall. Live vegetation planted on berms may have a lesser mature height provided that the combined height of the berm and the plantings after three (3) years are at least twenty-four (24) inches high. Forty (40) per cent of all shrubs may be deciduous.

3. Utility Service Areas

Utility service areas which are located outside of the public right-of-way and exceed forty-two (42) inches in height and forty-two inches in any other dimension shall be screened from the public right-of-way. Foundation pads, six (6) inches or less in height, will not be included in the measurement of the dimensions. Screening shall not be required for utility service areas located further than fifty (50) feet from the public right-of-way. Screening for utility service areas may be accomplished by locally adapted plantings, evergreen or deciduous, which are a minimum of eighteen (18) inches tall when planted. Landscaping materials are expected to reach a mature height and width equal to, or greater than, the utility structures which are to be screened. Screening shall be accomplished in such a manner as to allow safe operation and access to the utility service area.

B. Screening of Loading Areas From Residential Zoning Districts

Loading areas located adjacent to residential property shall be screened from view from the property zoned residential with an earthen berm, closed fence and/or solid wall which is at least six (6) feet high. Such structure shall conform to the standards set forth in subsection (1) above.

VIII. INSTALLATION AND MAINTENANCE OF LANDSCAPING

All landscaping shall be of nursery stock quality and shall be installed in a sound workmanlike manner and according to accepted good planting procedures. All landscaping shall be adapted to climate conditions of the area, and consideration shall be given to not planting large trees near utilities. All landscaping shall be maintained in good condition and in accordance with all provisions of this Ordinance as follows:

1. All landscaping shall present at all times a healthy, neat, clean, orderly, disease-free and pest-free appearance.
2. All landscaping soil and fill shall be free from weeds, refuse, and debris at all times.
3. Landscaping elements such as walls and fences shall be constructed in a sound workmanlike manner with adequate support or footings and shall be repaired or replaced as needed to preserve an attractive appearance and to func-

tion as intended.

4. Any dead plant material or material which fails to show healthy growth must be removed within thirty (30) days.
5. Replacement of removed plant material must take place within ninety (90) days of removal or notification by the City, whichever occurs first.
6. Any replacement plant material must meet the size and other characteristics of newly planted material as required in this Ordinance.
7. Maintenance of all landscaping is the responsibility of the property owners.
8. Trees and large shrubs shall be adequately supported as necessary, using stakes and guys. Such supports shall be designed to protect trees and shrubs from injury. Trees and shrubs shall be fastened to the supports with an acceptable commercial tree tie of plastic or hose covered wire.
9. In the event of a major catastrophic natural disaster, the Mayor and Board of Aldermen reserve the right to approve the time frame for replacement of the approved landscape plan.

IX. IMPLEMENTATION (See Architectural Review Ordinance)

- A. The Landscape Plan provided herein shall be made a part of each application for approval by the Architectural Review Board for the construction, reconstruction, alteration or restoration of any building provided by the City of Gluckstadt Ordinance on Architectural Control adopted , October 11, 2022.
- B. The Landscape Plan shall be reviewed and appealed, if necessary, in the same manner and pursuant to the same procedure and criteria provided in the Ordinance on Architectural Control.
- C. Compliance with installation of the approved Landscape Plan shall be the responsibility of the Building Official.
- D. Compliance with the requirements of maintenance of the landscaping provided in Section VIII of this Ordinance shall be the responsibility of the Building Official.
- E. The Building Official is authorized to seek technical assistance on questions concerning proper installation and maintenance of plantings required by this Ordinance.

X. ENFORCEMENT

Any person, firm or corporation failing to comply with any provision of this ordinance shall be deemed guilty of a misdemeanor and upon conviction shall be fined not more than one thousand dollars (\$1,000.00), or imprisoned for not more than six (6) months in jail, or both. Each day's continuance of violations shall be considered a separate offense.

XI. EFFECTIVE DATE

The adoption of this Landscape Ordinance is needed for the immediate and temporary preservation of the public peace, health or safety of the citizens of the City of Gluckstadt so that development currently ongoing may be brought within the standards established by this Ordinance as listed within section I of this Ordinance without the further passage of time; thus, this Ordinance will be effective immediately from and after its passage by a unanimous vote of all members of the Gluckstadt Board of Aldermen, prior to being recorded and published as required by law.

Suggested Plant Material
Appendix City of Gluckstadt,
Mississippi Landscape Ordinance

S=Sun, PS=Part Shade, FS=Full Shade

COMMON NAME	BOTANICAL NAME	LIGHT	CHARACTERISTICS AND COMMENTS	SPECIAL CHARACTERISTICS
GROUND COVER				
Purple Wintercreeper	Euonymus fortunei 'Coloratus'	S, PS,	Evergreen. A very popular wintercreeper.. Very good for large areas. Susceptible to powdery mildew. Fall colors are best if planted in sun.	Dark green foliage turning purple in winter.
Hall's Japanese Honeysuckle	Lonicera japonica 'Halliana'	S, PS	Semi- evergreen. Excellent honeysuckle that covers well. Semi-deciduous and vigorous. Easy to establish.	Fall foliage turns maroon. Flowers orange-scarlet-trumpet-shaped in mid-spring and summer.
English Ivy	Hedera helix	S, PS, FS	Evergreen. Many new cultivars available. Deep rooted. Naturalistic area ground cover. Will take sun but needs close watering.	Dark green or variegated foliage.
Shore Juniper	Juniperus conferta	S	Evergreen. Excellent ground cover, will cascading over walls. 12" high and 6-8' spread. Highly drought tolerant.	Soft blue-green to gray-green needles.
Andorea Juniper	Juniperus horizontalis 'Plumosa'	S	Evergreen. 18" high and 6-8' spread.	Gray-green foliage turns purple in winter.
Blue Rug Juniper	Juniperus horizontalis 'Blue Rug'	S	Evergreen. 6" high and 6-8' spread. Hugs ground more than most.	Bright silver blue foliage, purplish in winter.
Japanese Garden Juniper	Juniperus procumbens	S	Evergreen. 2' high and 8-10' spread. Coarse stiff branches. Dense growth habit.	Dark blue green foliage year around.
Bigleaf Periwinkle	Vinca major	S,PS,FS	Evergreen. Glossy medium green foliage. Very vigorous. Spreads rapidly. Easy to establish and grow. Difficult to confine in small areas. Variegated form available. Will cascade over walls.	Flowers bright blue in spring through summer. Glossy, medium green foliage.

GROUND COVER (CONTINUED)				
Littleleaf Periwinkle	Vinca minor	PS, FS	Evergreen. Dwarf form. Glossy, dark green to blue green foliage. Better suited for residential landscapes. Blooms in early spring. Excellent ground cover. Available in variegated form also.	Flowers are blue or white star-shaped.
Bearberry Cotoneaster	Cotoneaster dammeri	S,PS	Excellent semi-evergreen shrubby ground cover. Glossy dark green foliage. Cascades over walls. 10" high and 6-8' wide.	Flowers white late spring. Brilliant red fruit in winter, thru the summer.
Mondo Grass	Ophiopogon japonica	S,PS, FS	Evergreen. Fine dark green or variegated foliage. Vigorous, dependable, adapted to wide variety of soil conditions. Excellent ground cover. 9" high spreading by underground stolons. Drought tolerant.	
Monkey Grass	Liriope muscari	S,PS,FS	Evergreen. Excellent border and ground cover. Spread slowly, space 12"x12" for quick cover. Many varieties available including those with variegated foliage. Responds well to fertilizers. Sun/shade.	Violet to lilac or white flower spike above foliage in summer. Glossy black berries on spike in fall.
Asiatic Jasmine	Trachelospernum asiaticum	S,PS,FS	Evergreen. Dark green foliage. Spreads rapidly. Will climb fences and trellaces. Cascades over walls. Sun/part shade.	Attractive and fragrant flowers.
Dwarf Bamboo	Sasa pygmaea	PS,FS	Dense, vigorous, matting ground cover. 12" high. Wise to contain it in areas sided by walks, walls, or buildings. Spreads aggressively.	
Carpetbugle	Ajuga reptans	PS,FS	Evergreen. Very low, spreading herbaceous ground cover. All are susceptible to crown rot disease. Require watering during hot dry periods. Best in part shade.	Many varieties offer choices of foliage in bronze, green, maroon, and maroon-variegated. Blue spike flower 3"-6"high in spring.
Aaronsbeard St. John's Wort	Hypericum calycinum	S, PS	Semi-evergreen. Grayish-green to blue-green foliage. Forms a quick thick mat. Tolerates sandy soils and dry soils. Should not be mixed with other shrubs.	Reddish stem. Bright yellow flowers in late spring.

SMALL SHRUBS (1' TO 4' Height)				
Glossy Abelia	<i>Abelia grandiflora</i>	S,PS,	Semi-evergreen. A very versatile and well-adapted shrub. Few insects and diseases; tolerates many soils. Excellent for hedges. Will grow much taller with age. Attracts bees. Best in sun.	Greenish-purple foliage Snowy white bell-shaped flowers from spring to summer.
Cast Iron Plant	<i>Aspidistra elatior</i>	PS FS	Evergreen Perennial. Excellent shade plant with.. Very good for floral decoration. Good tropical effect.	Dark green to variegated coarse textured foliage leaves broad and lance-like.
Dwarf Red Barberry	<i>Berberis thunbergi</i> cv	S,PS	Semi-evergreen in North Miss. Foliage develops and maintains color. Best in full sun. Several cultivars available.	Wine-red foliage. Flowers are small and yellow before leaves, in spring. Red fruit in fall into winter.
Compact Littleleaf Box	<i>Buxus microphylla</i> 'Compacta'	S,PS	Evergreen. Not widely grown or available in Mississippi.	Extremely dwarf.
Japanese Littleleaf Box	<i>Buxus microphylla</i> <i>japonica</i>	S,PS	Evergreen. Glossy yellow-green foliage Very popular and hardy boxwood. Will grow to a height of 5 to 6' but can be kept pruned to a small shrub for many years.	
Dwarf Boxwood	<i>Buxus sempervirens</i> <i>suffruticosa</i>	PS,FS	Evergreen. Glossy dark green foliage. Grows slowly. Commonly called English Boxwood.	Very dwarf.
American Beautyberry	<i>Callicarpa dichotoma</i>	S,PS	Deciduous Native open sprawling shrub. Tolerates many soils. Berries good for birds.	Has very attractive dense clusters of purple berries in late fall.
Flowering Quince	<i>Chaenomeles</i> species	S,PS	Deciduous. Glossy dark green foliage, bronze early spring. Upright growth. Old time favorite is very hardy and tolerant. New varieties have showy, improved flowers. Attracts bees.	Flowers in late winter early spring available in red, pink, orange, and white.
Creeping Cotoneaster	<i>Cotoneaster adpressa</i>	S,PS	Semi-evergreen shrub 12" high, 5' spread. Slow grower but eventually covers well.	Bright red fruit is very showy.
Dwarf winged Euonymus	<i>Euonymus alata</i> <i>compacta</i>	S,PS	Deciduous. Dark green foliage. This dwarf form can be effectively used as a screen mass or unclipped hedgerow. Sometimes called Burning Bush.	Foliage brilliant-scarlet in the fall. Bright orange to red fruit.

SMALL SHRUBS (CONTINUED)				
Japanese Aralia	<i>Fatsia japonica</i>	PS,FS	Evergreen. Large dark glossy green leaves. Deeply lobed. Responds well to water and fertilizer. Leaves may yellow in too much sun. Gives tropical effect. Winter damage is moderate.	Creamy white clustered flowers in fall. Blue-black berries in winter.
Golden Bells	<i>Forsythia intermedia</i> cv	S, PS	Deciduous. Arching branches. Easy to grow. Many new varieties are much improved. Long time favorite.	Dark green leaves turning reddish-bronze in fall. Brilliant yellow spring flowers on arching branches.
Dwarf gardenia	<i>Gardenia radicans</i>	S,PS,FS	Evergreen. Dark green foliage. Not hardy in North Miss. Prefers acid soil (ph 4.5 to 5.5) and good drainage. Susceptible to white flies and sooty mold.	White flowers are very fragrant in early summer.
Carissa Holly	<i>Ilex cornuta</i> 'Carissa'	S,PS	Evergreen. Dark green compact foliage. New variety that has become very popular. Good for planters and low border plantings.	
Dwarf Rotunda Holly	<i>Ilex cornuta rotunda</i>	S,PS,FS	Evergreen. Dense mound form. Coarse, dark green foliage. Excellent and dependable dwarf Holly. Good for low-borders, mass plantings, and raised planters.	
Convex Leaf Japanese Holly	<i>Ilex crenata convexa</i>	S,PS	Evergreen. Form more upright. Susceptible to spider mites.	Leaves are dark green and are convex (the leaf edge rolls down and under). Abundant black berries.
Heller Japanese Holly	<i>Ilex crenata</i> 'Helleri'	S, PS	Evergreen. Dark green leaves with spreading form. Moderate growth rate. Sensitive to water stress. Good for low border planting and mass planting.	
Hetzi Holly	<i>Ilex crenata hetzi</i>	S, PS	Evergreen. Vigorous Holly.	Large dark green leaves which are slightly cupped.
Dwarf Yaupon Holly	<i>Ilex vomitoria nana</i>	S,PS,FS	Evergreen. Very popular and hardy dwarf Holly. Tolerates dry soils better than some Hollies.	Foliage gray-green. Low spreading. Mound form.
Showy Jasminum	<i>Jasminum floridum</i>	S,PS	Sprawling evergreen shrub spreading to 4-5'. Glossy dark green foliage. Good drooping and weeping mound form.	Yellow flowers bloom sporatically in spring and summer.

SMALL SHRUBS (CONTINUED)				
Thunberg Spirea	<i>Spirea thunbergi</i>	S, PS	Deciduous. Arching branches. Susceptible to aphids.	Clusters of white flowers in spring.
Adam's Needle	<i>Yucca filamentosa</i>	S, PS	Evergreen. Smallest and best yucca for most situations. Plant grows to 3' high. Tolerates dry soils.	Flowers stalk 1-3 ft. tall with creamy white clusters. Leaf edges have hairy filaments.
MEDIUM SHRUBS (4'-7' HEIGHT)				
Wintergreen Barberry	<i>Berberis julianae</i>	S, PS	Dense, semi-evergreen shrub with coarse, leathery, dark green leaves. Very spiny. Excellent for screen, unclipped hedge, or barrier.	Foliage color is reddish in winter. Yellow flowers develop bluish-black fruit in late winter.
Mentor Barberry	<i>Berberis mentorensis</i>	S, PS	Evergreen Barberry with dense growing-habit. Excellent hedge. Leaves dark green and stems spiny. Good for hot, dry areas.	Fruit is dark red.
Common Boxwood	<i>Buxus sempervirens</i>	PS, FS	Evergreen. Dense foliage of shiny dark green leaves. Will grow to 12-15' with equal spread if not pruned. Dies out in hot, dry areas.	
Sweet Shrub	<i>Claycanthus floridus</i>	PS, FS	Deciduous shrub with coarse, dark green oval leaves. Tolerates many soils. Foliage good for floral decor.	Maroon flowers and subsequent fruit are very fragrant.
Gold Spot Euonymus	<i>Euonymus japonica</i> 'Gold Spot'	S, PS	Evergreen. Good for specimen. Mass border. Susceptible to scale and powdery mildew.	Leaves have yellow blotches and green, edges.
Silver Queen Euonymus	<i>Euonymus japonica</i> 'Silver Queen'	S, PS	Evergreen. Becoming very popular and available. Susceptible to scale and powdery mildew.	Leaves green with cream color edge.
Cape Jasmine	<i>Gardenia jasminoides</i>	S, PS	Evergreen. Very popular evergreen shrub in Mississippi. Need well-drained, acid soil. Susceptible to scale and white flies.	Large white flowers are showy and fragrant in early summer.
Bigleaf Hydrangea	<i>Hydrangea macrophylla</i>	S, PS	Deciduous. Flower color controlled by adjusting pH of soil. Acid soil produces blues, whereas alkaline soils produce pink flowers. Lime soil for pink flowers.	Large pink or blue flowers in early summer.

MEDIUM SHRUBS (CONTINUED)				
Dwarf Burfordi Holly	<i>Ilex cornuta</i> 'Burfordi Nana'	S, PS	Evergreen. Excellent Chinese Holly for landscaping. Good for holiday decoration. Berries will drop if plant undergoes drought. Watch out for scale insects. Avoid over fertilization.	Berries are brilliant, dark-red in winter.
Roundleaf Japanese Holly	<i>Ilex crenata</i> 'Rotundifolia'	S, PS	Evergreen. Dark glossy-green foliage. Very popular Japanese Holly which is used as background or an unclipped hedge. Does not produce fruit.	
Winter Jasminum	<i>Jasminum nudiflorum</i>	S, PS	Deciduous. Grows 8' high or more with 10' spread but can be kept as medium size. Dense, drooping branches. Excellent shrub for banks, barriers, screen.	Yellow flowers appear in January-February.
Winter Honeysuckle	<i>Lonicera fragrantissima</i>	S,PS,FS	Semi-evergreen. Upright spreading form with stiff, long shoots. Excellent shrub for border, hedge, and fragrance. Old time favorite.	Creamy white flowers extremely fragrant in February-March.
Banana Shrub	<i>Michelia fuscata</i>	S,PS	Slow growing evergreen shrub with dark green leaves. Should be used more in landscaping.	Yellow flowers have a banana fragrance in late winter early spring.
Fortune Osmanthus	<i>Osmanthus fortunei</i>	PS,FS	Evergreen. Hybrid Osmanthus with dense, slow growth. Large-scale plantings. May be used as tree form.	Fragrant white flowers in spring.
Sweet Olive	<i>Osmanthus fragrans</i>	PS,FS	Evergreen. Upright shrub with coarse, Holly-looking leaves. Needs well-drained, acid soil.	Flowers not showy but extremely fragrant in fall, winter, and spring.
Red-top Photinia	<i>Photinia glabra</i>	S	Evergreen. Will grow to 10-12' if not pruned. Very popular broadleaf evergreen in Mississippi. Needs full sun. Slow-growth in part shade. Susceptible to aphids and leaf spots.	New foliage is brilliant red in spring.

MEDIUM SHRUBS (CONTINUED)				
Southern-Indica Azaleas	Rhododendron indica 'cvs'	PS,FS	Mounded broad spreading, evergreen shrub. Medium to dark green foliage. Large group of very popular. Best suited for massive plantings as borders, backgrounds, screen, and naturalistic plantings. Must have drained acis soil with high organic matter content.	Flower in white, red, lavender, rose, pink, orchid, salmon and magenta in spring.
Bridal Wreath	Spirea prunifolia 'plena'	S,PS	Deciduous. Blooms best in full sun. Susceptible to aphids.	Prolific, double white flowers in spring.
Reeve's Spirea	Spirea reevesiana	S,PS	Deciduous. Upright growth with arching branches. Also called Spirea cantoniensis. Best in full sun.	White flowers in spring.
Vanhoutte Spirea	Spirea vanhouttei	S, PS	Deciduous. Upright growth with arching branches. Very common and popular Spirea, Blooms a little later than Bridalwreath. Susceptible to aphids. Best in full sun.	White flowers in spring.
LARGE SHRUBS (over 7' in height)				
Camellia	Camellia japonica	S,PS,FS	Large evergreen noted for flowers. Best used as a specimen and accent plant. Needs well-drained, acid soil. Very susceptible to scale. Many excellent varieties available.	Flower in late fall, winter or spring red, pink and white.
Sasanqua	Camellia sasanqua	S,PS,FS	Large evergreen noted for flowers. Excellent for hedges, screen, espalier, and barriers. Large and more rambling growth habit than Camellia japonica.	Flower in fall early winter red, pink, and white.
Japan Clecyra	Cleyera japonica	S, PS	Excellent evergreen shrub Upright, slow grower. Can be maintained as a medium clipped hedge.	Dark glossy green to reddish-bronze foliage. Fragrant white flowers in spring.

LARGE SHRUBS (CONTINUED)				
Pampas Grass	<i>Cortaderia selloana</i>	S,PS	Evergreen. Grows to 15'-18' in height. Extremely tolerant of many soils. Foliage dies with frost but plant comes back in spring. Excellent accent plant.	Large, clump form grass with tall stalked plumes.
Thorny Elaeagnus	<i>Elaeagnus pungens</i>	S,PS,FS	Extremely large and vigorous evergreen shrub. Very aggressive. 15' high and as wide. Good for screen, barrier, banks, and wildlife food. Must have ample room to grow.	Fragrant winter blossoms yield edible fruit.
Dahoon Holly	<i>Ilex cassine</i>	S,PS	Evergreen. Upright growth form. Finer texture with light-green foliage. Good for background; screen.	Fruit red in fall and winter.
Burford's Holly	<i>Ilex cornuta</i> 'Burfordi'	S,PS	Evergreen. Excellent, dense foliage. Most popular Chinese Holly. Good for hedges, background, specimen. Susceptible to scale.	Brilliant red fruit in winter.
Foster's Holly	<i>Ilex fosteri</i>	S,PS	Upright, pyramidal to 20'. Good for screen and tall hedges. Also used for container planting.	
Variegated Chinese Privet	<i>Ligustrum sinensis</i> 'Variegata'	S,PS	Evergreen. Large, variegated form of Chinese Privet. Should be used as a screen, border, or hedge planting.	
Southern Waxmyrtle	<i>Myrica cerifera</i>	S,PS,FS	Native evergreen in Southern Mississippi best used as a natural screen or small tree. Foliage excellent for decoration.	Very fragrant leaves. Female plants produce blue-gray berries.
Cherry Laurel	<i>Prunus caroliniana</i>	S,PS	Dark glossy green foliage. Grows up to 15'-18' height. Excellent evergreen plant for screen or hedge. Responds well to pruning.	Creamy-white flower in spring.
Pyracantha or Firethorn	<i>Pyracantha</i> species	S,PS	A large, sprawling, evergreen shrub. Dark glossy green foliage. Should be allowed to grow in natural form rather than pruned. Best used for screen, barrier, and background. Great for fall colors and bird food.	White flowers in mid-spring. Many varieties available with red, orange, or yellow berries.

LARGE SHRUBS (CONTINUED)				
Savannah Holly	Ilex opaca 'Savannah'	S,PS	Evergreen. Becoming very popular and more widely available.	Very heavy berry producer. Upright growth. Brilliant red fruit.
Yaupon Holly	Ilex vomitoria	S,PS	Native evergreen holly with gray-green foliage. Open branching with gray bark coloration. Tolerant of many soils.	Shiny red fruit in fall and winter.
Japanese Ligustrum	Ligustrum japonicum	S,PS	Very popular and hardy evergreen shrub. Tolerant of many soils. Easy to grow, good for hedge-screen, specimen, and small tree.	
Chinese Privet	Ligustrum sinensis	S,PS	Evergreen. Upright, spreading shrub. Dark green foliage. Old time privet used for hedges, screens, back ground. Tolerant of many soils. Susceptible to white flies.	Fragrant white flower in late spring. Blue-black fruit in fall winter.
Weeping Yaupon	Ilex vomitoria pendula	S,PS	Evergreen. Grows well in moist soils to 25' height. Usually planted as a specimen, shrub or small accent tree.	Strong, vertical form with drooping branches and red fruit.
Chinese Photinia	Photinia serrulata		Large, pyramidal, evergreen shrub. Dark green coarse leaves. Good for tall hedge or screen.	White flowers in late spring and red fruit in fall and winter.
VINES				
Trumpet Creeper	Campsis radicans	S,PS,FS	Native deciduous vine. Strong. Very large and rampant. Easy to propagate by cutting or seed.	Large, orange, bell-shaped flowers in summer.
Clematis		PS	Evergreen. Cultivars include Huldine (white), Mme Andre Clematis like lime.	Large white 4"-5" flowers.
Carolina Jessamine	Gelsemium sempervirens	S,PS,FS	Native evergreen to zones 8 and 9. Excellent vine. New double flowering variety is available. Needs well-drained acid soil.	Beautiful, yellow, bell-shaped flowers 1" to 2" long in spring.
English Ivy	Hedera helix	S,PS,FS	Evergreen. Climbs by aerial rootlets. Dark green foliage. Should not be used on wooden structures since rootlets will promote rotting of lumber. Excellent for chain link fences, but keep excess foliage and stems pruned to reduce weight and pull on fence. Many cultivars available.	

VINES (CONTINUED)				
Virginia Creeper	<i>Parthenocissus quinifolia</i>	S,PS	Deciduous. Do not use on wooden structures. Rootlets will promote rotting of lumber. Easily propagated by cuttings or seed.	Excellent for fall-color. Fruit good for birds.
Wisteria	<i>Wisteria sinensis</i>	S,PS,FS	Very large deciduous vine. Very rampant and must be controlled. Roots spread into surrounding areas unless confined by walks, walls, or buildings.	Large clusters of purple flowers, which resemble grape clusters in early spring.
SMALL TREES (Under 40')				
Japanese Maple	<i>Acer palmatum 'cv'</i>	S,PS,FS	Deciduous. Upright small tree with rounded top. Excellent small trees with interesting foliage. Slow growers but worth the waiting. Recommended cultivars are: 'Atropureum Dissectum', 'Burgandy Lace' and 'Dissectum Atropurpleum'.	Foliage is red in spring, olive-green in summer and scarlet in fall.
River Birch	<i>Betula nigra</i>	S,PS	Deciduous. Fast growing, native tree. Single or multiple trunks. Tolerant of moist soils.	Have interesting, coarse, shaggy bark.
Deodar Cedar	<i>Cedrus deodara</i>	S	Evergreen. Excellent tree with blue-gray foliage. Interesting branch pattern. Long life. Good for screens and cut foliage.	Pyramidal, graceful branch pattern.
Redbud	<i>Cercis canadensis</i>	S,PS	Deciduous. Excellent for a wide range of soils. White flowering variety is available. Slow to establish.	Spring flowers bright purple.
Dogwood	<i>Cornus florida</i>	PS,FS	Deciduous. Needs well-drained soil. Susceptible to diseases. Pink flowering varieties available. Must have well drained soil.	Excellent white flowers in spring. Excellent fall foliage color.
Chinese Parasol Tree	<i>Firminia simplex</i>	S,PS	Deciduous. Very upright growth to 20 feet. Trunks very vertical with smooth green bark. Native to China and Japan. Very good tropical effect. Excellent for tight-narrow areas.	Leaves often as large as a parasol.

SMALL TREES (CONTINUED)				
Thornless Honey Locust	<i>Gleditsia tricanthos inermis</i> 'cv'	S	Deciduous. Upright and broad with strong winter branch-pattern. Bright green foliage. Excellent new cultivars include, 'Morraine', 'Imperial', 'Skyline', 'Sunburst' 'Shademaster' and 'Rubylace'. Very hardy and tolerant to wide range of soils. Susceptible to web worms.	Foliage yellow in fall.
American Holly Hybrids	<i>Ilex opaca</i> 'cv'	S,PS	Dense evergreen tree. Most are very good for specimen, screen or accent. Cultivars include: 'Howardi', 'East Palatka', 'Savannah'.	Showy, fall-winter berries.
Golden Raintree	<i>Koelreuteria paniculata</i>	S,PS	Deciduous. Slow grower. Good heat and drought tolerance	Very Showy, yellow flowers in late spring.
Crapemyrtle	<i>Lagerstroemia indica</i>	S,PS	Deciduous. Upright to rounded tree. Dull, dark green foliage. Excellent summer flowering trees. Many varieties are available. Susceptible to aphids, sooty mold, and powdery mildew.	Wide variety of summer flower color. Dried fruit provides interesting winter branch pattern.
Glossy Privet	<i>Ligustrum lucidum</i>	S,PS	Evergreen. Upright, spreading evergreen. Large shrub which can be pruned up as a small tree	White early summer flowers. Blue-black fruit in winter.
Star Magnolia	<i>Magnolia kobus stellata</i>	S,PS	Deciduous. Smaller and wider spreading. Use as specimen and accent.	Star-like white flower in early spring.
Japanese Magnolia	<i>Magnolia soulangeana</i>	S,PS	Deciduous. Upright with strong vertical trunks. Use as specimen and accent.	Purple flowers in very early spring.
Sweetbay Magnolia	<i>Magnolia virginiana</i>	S,PS,FS	Semi-evergreen. Native Magnolia in Mississippi. Prefers moist, acid soil. Use as specimen or accent	Leaves grayish-green and silvery-white beneath.
Japanese Flowering Crabapple	<i>Malus floribunda</i>	S,PS	Deciduous. Rounded form with dense branches and foliage. Susceptible to fire blight.	Prolific flowers in early spring. Pink buds open white. Yellow-red fruit late summer and fall.
Waxmyrtle	<i>Myrica cerifera</i>	S,PS	Good evergreen tree with multiple trunks.	

SMALL TREES (CONTINUED)				
Purpleleaf Plum	<i>Prunus ceraciferus</i> 'Atropurpurea'	S,PS	Deciduous. Color is best in full sun.	Beautiful dark maroon foliage.
Weeping Willow	<i>Salix babylonica</i>	S	Deciduous. Ole time favorite. Use as accent/specimen.	Round form with long, drooping branches.
Chinese Tallow Tree	<i>Sapium serbiferum</i>	S,PS	Deciduous. Not recommended for zone7. Small tree with good tolerance of many soils.	Brilliant red, purple and yellow fall foliage. Showy white berries in fall-winter.
LARGE TREES (OVER 40')				
Red Maple	<i>Acer rubrum</i>	S,PS	Deciduous. Dense, oblong to oval head. Fast growing native tree. New cultivars include 'Autumn Flame', 'Red Sunset', and 'October Glory'.	Scarlet flowers before foliage in spring. Yellow, red and orange fall foliage.
Silver Maple	<i>Acer saccharinum</i>	S,PS	Deciduous. Fast growing and spreading with slightly pendulous branches.	Leaves light green, silvery beneath. Fair fall-coloration.
Sugar Maple	<i>Acer saccharum</i>	S	Deciduous. Upright, oval does best in zones, 7 and 8. Slow growing. Not recommended for zone 9. New cultivars are available.	Yellow, red and orange fall foliage.
Eastern Red Cedar	<i>Juniper virginiana</i>	S,PS	Evergreen. Dense, dark green foliage. Excellent for alkaline soils. Use as specimen or screen/background.	Pyramidal form.
Sweetgum	<i>Liquidambar styraciflua</i>	S,PS	Native deciduous tree. Difficult to transplant. Nursery cultivars include, 'Burgandy' and 'Festival'.	Pyramidal form. Excellent scarlet to purple fall foliage.
Tulip Poplar or Yellow Poplar	<i>Liriodendron tulipifera</i>	S,PS	Deciduous. Strong vertical growth with yellow-green leaves and yellow. A member of the Magnoliaceae family and native to Mississipp. Very susceptible to scale.	Tulip-like flowers in early summer.

LARGE TREES (CONTINUED)				
Black Tupelo Gum	<i>Nyssa sylvatica</i>	S,PS	Deciduous. Upright, narrow, pyramidal. Excellent tree. Good for dry soils. Best native to North Mississippi.	Scarlet to orange fall foliage.
Slash Pine	<i>Pinus caribaea</i>	S	Evergreen. Fast growing. Tall and narrow spread. Best for zone 8 and 9. Best used in clusters to simulate naturalistic planting. Not recommended for Delta soils.	
Longleaf Pine	<i>Pinus palustris</i>	S	Evergreen. Fast growing. Tall and narrow. Best used for naturalistic cluster. Best in zone 8 and 9. Not recommended for Delta soils.	
Loblolly Pine	<i>Pinus taeda</i>	S	Evergreen. Fast growing. Tall and narrow. Best used as naturalistic planting. Best for zones 8 and 9. Not recommended for Delta soils.	Soft needles – not scratchy
London Plane-tree	<i>Platanus acerifolia</i>	S	Deciduous. Large upright, low branching tree. Yellow-green foliage. A hybrid of the <i>P. occidentalis</i> (American Sycamore). This is more disease tolerant than American Sycamore, which is not recommended.	Bark white in patches on lower part of tree.
White Oak	<i>Quercus alba</i>	S,PS	Deciduous. Native Oak with broad, round shape. Leaves deeply lobed with rounded tips. Dried winter leaves persist for long period. Long life. Good wildlife food..	
Water Oak	<i>Quercus nigra</i>	S	Deciduous. Upright, semi-conical, broad oval top. Glossy, dark green foliage. Grows rapidly. Poor fall color. Small leaves, 2-4" long. Good Oak for wet soils.	

LARGE TREES (CONTINUED)				
Pin Oak	Quercus palustris	S	Deciduous. .Large leaves, deeply lobed Avoid using on south side of building because persistent winter leaves will block sun heat. Sun/part shade.	Excellent pyramidal form with fair fall coloration.
Willow Oak	Quercus phellos	S	Deciduous. Leaves, 2" to 5" long and pointed. Poor fall color. Probably the best large Oak due to strong open branching. Good for wet soils.	
Live Oak	Quercus Virginiana	S,PS	Very broad spreading evergreen. Glossy, dark blue-green foliage. Evergreen for zone 9 and southern half of zone 8. Will be damaged by ice storms north of Lauderdale Co. and Madison Co.	Fall - acorns. Good wildlife food.
Common Bald Cypress	Taxodium distichum	S,PS	Deciduous. With age rounded top. Fine needle-like light green foliage. Excellent for wet soils. Needs lots of room to grow. Fast grower. Very hardy..	Symmetrical and conical form. Golden to rust fall foliage.